

Date: 8th February 2024

To,
The General Manager,
The BSE Limited,
Phiroze Jeejebhoy Towers,
Dalal Street, Mumbai - 400001

Dear Sir/Madam,

Sub: Unaudited Standalone and Consolidated financial results of the Company for the quarter ended 31st December, 2023

Ref: XTGlobal Infotech Limited; Scrip Code: 531225

Pursuant to provisions of Regulation 33 of the SEBI (Listing Obligations and Disclosure Requirements) Regulations, 2015, as amended, we wish to inform you that the Board of Directors at its meeting held today i.e., 08th February, 2024 has approved the Unaudited standalone and consolidated financial results of the Company for the quarter ended 31st December, 2023.

Accordingly, we are enclosing:

1. The Unaudited Standalone Financial Results for the quarter ended 31st December, 2023.
2. The Unaudited Consolidated Financial Results for the quarter ended 31st December, 2023.
3. Limited Review Report on Standalone and Consolidated Financial Results of the Company for the quarter ended 31st December, 2023.

The results will be made available on the website of the stock exchange — BSE at www.bseindia.com and also on the website on the Company at www.xtglobal.com.

The meeting of the Board of Directors commenced at 10:00 AM and concluded at 12.00 PM.

Kindly take the same on record.
Thank you!

For **XTGlobal Infotech Limited**

Shikha Gangrade
Company Secretary



C. RAMACHANDRAM & CO.
CHARTERED ACCOUNTANTS

Plot No. 539, Souhiti Samriddhi,
2nd Floor, Kakatiya Hills,
Madhapur, Hyderabad - 500 081

Phone : 040-42212099

E-mail : crcoca@gmail.com

Web : www.crcoca.in

INDEPENDENT AUDITOR'S REVIEW REPORT ON REVIEW OF INTERIM STANDALONE FINANCIAL RESULTS

To The Board of Directors of
M/s XTGLOBAL INFOTECH LIMITED


We have reviewed the accompanying statement of unaudited Standalone financial results of **M/s XTGLOBAL INFOTECH LIMITED** (the "Company"), for the quarter and Nine months ended December 31, 2023, being prepared by the company pursuant to the requirements of Regulation 33 of the SEBI (Listing Obligations and Disclosure Requirements) Regulations, 2015 as amended.

The preparation of this statement in accordance with the recognition and measurement principles laid down in Indian Accounting Standard 34, Interim Financial Reporting ("IND AS 34"), prescribed under section 133 of the Companies act, 2013 read with relevant rules issued thereunder and other accounting principles generally accepted in India is the responsibility of the company's management and has been approved by the Board of Directors of the Company. Our responsibility is to express a conclusion on the Statement based on our review.

We conducted our review of the Statement in accordance with the Standard on Review Engagements (SRE) 2410 "Review of Interim Financial Information Performed by the Independent Auditor of the Entity", issued by the Institute of Chartered Accountants of India. This standard requires that we plan and perform the review to obtain moderate assurance as to whether the financial statements are free of material misstatement. A review is limited primarily to inquiries of company personnel and analytical procedures applied to financial data and thus provides less assurance than an audit. We have not performed an audit and accordingly, we do not express an audit opinion.

Based on our review conducted as above, nothing has come to our attention that causes us to believe that the accompanying statement of unaudited financial results prepared in accordance with applicable accounting standards and other recognized accounting practices and policies has not disclosed the information required to be disclosed in terms of Regulation 33 of the SEBI (Listing Obligations and Disclosure Requirements) Regulations, 2015 including the manner in which it is to be disclosed, or that it contains any material misstatement.

Place: Hyderabad
Date: February 8, 2024



For C. RAMACHANDRAM & CO.,
Chartered Accountants

N. Madhusudan Reddy

N MADHUSUDAN REDDY

Partner

Membership No.: 241624

UDIN: 24241624BKALHQ2397

XTGLOBAL INFOTECH LIMITED


CIN: L72200TG1986PLC006644

Plot No 31P and 32, Tower A, Ramky Selenium, Financial District, Nanakramguda, Hyderabad, Telangana – 500032

Statement of standalone unaudited results for the quarter and nine month ended December 31, 2023

₹ in lakhs

Particulars	Quarter ended			Nine month ended		Year Ended
	Dec 31, 2023	Sep 30, 2023	Dec 31, 2022	Dec 31, 2023	Dec 31, 2022	Mar 31, 2023
	Unaudited	Unaudited	Unaudited	Unaudited	Unaudited	Audited
Income from operations	1,802.29	1,809.40	1,753.11	5,195.31	5,237.30	6,616.53
Other income (Net)	76.85	(37.58)	(14.93)	154.16	(101.52)	257.22
Total Income	1,879.14	1,771.82	1,738.18	5,349.47	5,135.78	6,873.75
Expenses						
a. Employee costs	1,132.97	1,103.08	977.13	3,276.71	3,142.82	4,026.55
b. Cost of technical subcontractors	160.87	166.39	171.71	501.84	317.79	623.89
c. Depreciation	84.15	67.31	79.96	225.85	226.84	302.79
d. Financial costs	46.00	50.63	104.39	147.64	259.97	381.93
e. Other expenses	144.11	123.59	103.78	395.51	310.43	456.99
Total Expenses	1,568.10	1,511.00	1,436.98	4,547.53	4,257.85	5,792.15
Profit/(Loss) from ordinary activities before tax	311.04	260.82	301.20	801.94	877.93	1,081.60
Exceptional/Extra ordinary Items	-	-	-	-	0.29	0.29
Profit Before Tax	311.04	260.82	301.20	801.94	877.63	1,081.31
Tax expense						
a. Current tax	37.59	30.61	29.12	109.80	81.67	183.65
b. Deferred tax	35.07	47.35	34.20	90.04	113.61	152.88
Net Profit/Loss after tax	238.38	182.86	237.88	602.09	682.36	744.78
Other comprehensive income						
a. Items not be reclassified to profit or loss	-	-	-	-	-	90.89
b. Items to be reclassified to profit or loss	-	-	-	-	-	-
Total comprehensive income	238.38	182.86	237.88	602.09	682.36	835.67
Attributable to						
Shareholders of the company	238.38	182.86	237.88	602.09	682.36	835.67
Non-controlling interest	-	-	-	-	-	-
Paid-up equity share capital (Face value of each ₹ 1/-)	1,329.68	1,329.68	1,329.68	1,329.68	1,329.68	1,329.68
Reserves excluding revaluation reserves						16,120.49
EPS						
a. Basic	0.18	0.14	0.18	0.45	0.51	0.63
b. Diluted	0.18	0.14	0.18	0.45	0.51	0.63
Public shareholding						
Number of shares	4,94,21,651	4,94,21,651	4,94,87,651	4,94,21,651	4,94,87,651	4,94,81,651
Percentage of holding	37.17	37.17	37.22	37.17	37.22	37.22
Promoters and promoter group shareholding						
a. Pledged / Encumbered						
Number of shares	-	-	-	-	-	-
Percentage of shares (as a % of the total shareholding of promoter and promoter group)	-	-	-	-	-	-
Percentage of shares (as a % of the total share capital of the company)	-	-	-	-	-	-
b. Non-encumbered						
Number of shares	8,35,46,804	8,35,46,804	8,34,80,804	8,35,46,804	8,34,80,804	8,34,86,804
Percentage of shares (as a % of the total shareholding of promoter and promoter group)	100.00	100.00	100.00	100.00	100.00	100.00
Percentage of shares (as a % of the total share capital of the company)	62.83	62.83	62.78	62.83	62.78	62.79



sreedevi

Notes:

1. The above statement of unaudited standalone financial results of XTGlobal Infotech Limited ("the company") which have been prepared in accordance with the Indian Accounting Standards ("Ind AS") prescribed under section 133 of the Companies Act, 2013, read with relevant rules issued thereunder, other accounting principles generally accepted in India and guidelines issued by the Securities Exchange Board of India ("SEBI") were reviewed and recommended by audit committee and thereafter approved by the meeting of the Board of Directors of the company held on February 08, 2024.
2. During the current quarter the company has issued Employee stock options (ESOP) and Restricted stock units (RSU) as a part of XTGlobal Infotech limited Employees Stock Benefit Scheme - 2020. The options/RSUs will be vested over a period of 4 years and with an exercise period of 4 years from the date of vesting at an exercise price of Rs. 20/- per option and Rs. 1/- per RSU.
The fair value of the options has been calculated using the Black Scholes model considering the factors like share price, exercise price, expected volatility, option life, expected dividend and the risk free interest rate. Expected volatility has been calculated based on the 1 year historical market price of the shares of the company.
The issuance of ESOPs and RSUs has resulted in increase in employee costs to the tune of 47.43 lakhs and a corresponding increase in the reserves of the company.
3. The Board of Directors at its meeting held on November 14, 2023, has declared an interim dividend of Rs. 0.05/- per equity share.
4. The results stated above are also available on stock exchange website "www.bseindia.com" and also on the website of the company at "www.xtglobal.com".

On behalf of the Board of Directors
XTGlobal Infotech Limited



v. Sreedevi

Sreedevi Vuppuluri
Whole-time Director
DIN: 02448540

Place: Hyderabad
Date: February 08, 2024

INDEPENDENT AUDITOR'S REVIEW REPORT ON REVIEW OF INTERIM CONSOLIDATED FINANCIAL RESULTS

**TO THE BOARD OF DIRECTORS OF
M/S XTGLOBAL INFOTECH LIMITED**

We have reviewed the accompanying statement of unaudited financial results of **M/s XTGLOBAL INFOTECH LIMITED** (the "Parent") its subsidiaries (the Parent and its subsidiaries together referred to as "the Group"), for the quarter and Nine months ended December 31, 2023, being prepared by the company pursuant to the requirements of Regulation 33 of the SEBI (Listing Obligations and Disclosure Requirements) Regulations, 2015 as amended.

The preparation of this statement in accordance with the recognition and measurement principles laid down in Indian Accounting Standard 34, Interim Financial Reporting ("IND AS 34"), prescribed under section 133 of the Companies act, 2013 read with relevant rules issued thereunder and other accounting principles generally accepted in India is the responsibility of the company's management and has been approved by the Board of Directors of the Company. Our responsibility is to express a conclusion on the Statement based on our review


We conducted our review of the Statement in accordance with the Standard on Review Engagements (SRE) 2410 "Review of Interim Financial Information Performed by the Independent Auditor of the Entity", issued by the Institute of Chartered Accountants of India. This standard requires that we plan and perform the review to obtain moderate assurance as to whether the financial statements are free of material misstatement. A review is limited primarily to inquiries of company personnel and analytical procedures applied to financial data and thus provides less assurance than an audit. We have not performed an audit and accordingly, we do not express an audit opinion.

The Statement includes the results of the following entities

1. XT Global Infotech Limited (Parent Company)
2. XT Global Inc (Wholly Owned Subsidiary of XT Global Infotech Limited)
3. Network Objects Inc, (Associate of XT Global Infotech Limited)


Other Matters

The Consolidated Financial Results include the Financial Results of the one subsidiary which have not been reviewed, whose Financial Statements reflects Group's share of total revenue of Rs. 5521.45 Lakhs and the Group's share of total net Profit after tax (before consolidation adjustment) of Rs. 173.85 Lakhs for the quarter ended December 31, 2023, respectively, as considered in the consolidated Financial Results. The Consolidated Financial Results also include the Group's Associate share of total net profit after tax of Rs. 130.01 Lakhs for the quarter ended December 31, 2023, respectively, as considered in the consolidated Financial Results in respect of the one associate company, based on the interim financial results which have not been reviewed and our opinion on the consolidated financial results, in so far as it relates to the amounts and disclosures included in respect of these entities, is based solely on the report of Management certified and the procedures performed by us are as stated in paragraph above.



Based on our review conducted as above, nothing has come to our attention that causes us to believe that the accompanying statement of unaudited financial results prepared in accordance with applicable accounting standards and other recognized accounting practices and policies has not disclosed the information required to be disclosed in terms of Regulation 33 of the SEBI (Listing Obligations and Disclosure Requirements) Regulations, 2015 including the manner in which it is to be disclosed, or that it contains any material misstatement.

Place: Hyderabad
Date: February 08, 2024



For C. RAMACHANDRAM & CO.,
Chartered Accountants
FR No. 002864S

N. Madhusudan Reddy

N MADHUSUDAN REDDY

Partner

Membership No. 241624

UDIN: 24241624BKALHR6096

XTGLOBAL INFOTECH LIMITED


CIN: L72200TG1986PLC006644

Plot No 31P and 32, Tower A, Ramky Selenium, Financial District, Nanakramguda, Hyderabad, Telangana - 500032

Statement of consolidated unaudited results for the quarter and nine month ended December 31, 2023

₹ in lakhs

Particulars	Quarter ended			Nine month ended		Year Ended
	Dec 31, 2023	Sep 30, 2023	Dec 31, 2022	Dec 31, 2023	Dec 31, 2022	Mar 31, 2023
	Unaudited	Unaudited	Unaudited	Unaudited	Unaudited	Audited
Income from operations	5,557.89	5,789.30	6,348.69	16,671.65	18,387.68	24,196.99
Other income (Net)	76.92	(45.36)	(30.84)	146.49	(114.88)	243.82
Total Income	5,634.81	5,743.94	6,317.85	16,818.14	18,272.80	24,440.82
Expenses						
a. Employee costs	3,353.69	3,437.66	3,763.75	10,107.42	11,318.28	15,226.27
b. Cost of technical subcontractors	1,092.43	1,202.70	1,547.08	3,430.74	4,115.31	5,332.32
c. Depreciation	203.91	218.13	197.57	708.23	585.18	773.58
d. Financial costs	60.65	65.49	123.72	197.84	305.69	443.38
e. Other expenses	433.02	290.90	326.52	1,141.46	792.70	1,192.02
Total Expenses	5,143.70	5,214.88	5,958.64	15,585.70	17,117.15	22,967.57
Share of net profit of associates	130.01	76.59	193.34	283.95	432.30	562.74
Less: Dividend received from associates	(83.14)	-	-	(191.74)	-	(328.84)
Profit/Loss from ordinary activities before exceptional items and tax	537.99	605.65	552.55	1,324.65	1,587.95	1,707.14
Exceptional/Extra ordinary Items	-	-	-	-	(0.29)	(0.29)
Profit Before Tax	537.99	605.65	552.55	1,324.65	1,587.66	1,706.85
Tax Expense						
a. Current tax	43.82	51.40	128.38	156.53	180.92	307.64
b. Deferred tax	35.07	47.34	34.20	90.04	113.61	152.88
Net Profit/(Loss) After Tax	459.09	506.91	389.97	1,078.08	1,293.13	1,246.33
Other comprehensive income						
a. Items not be reclassified to profit or loss	-	-	-	-	-	90.89
b. Items to be reclassified to profit or loss	-	-	-	-	-	-
Total Comprehensive Income	459.09	506.91	389.97	1,078.08	1,293.13	1,337.22
Attributable to						
Shareholders of the company	459.09	506.91	389.97	1,078.08	1,293.13	1,337.22
Non-controlling Interest	-	-	-	-	-	-
Paid-up equity share capital (Face value Rs. 1/- each)	1,329.68	1,329.68	1,329.68	1,329.68	1,329.68	1,329.68
Reserves excluding revaluation reserves	-	-	-	-	-	14,278.91
EPS						
a. Basic	0.35	0.38	0.29	0.80	0.97	1.01
b. Diluted	0.35	0.38	0.29	0.80	0.97	1.01
Public shareholding						
Number of shares	4,94,21,651	4,94,21,651	4,94,87,651	4,94,21,651	4,94,87,651	4,94,81,651
Percentage of holding	37.17	37.17	37.22	37.17	37.22	37.21
Promoters and promoter group shareholding						
a. Pledged / Encumbered						
Number of shares	-	-	-	-	-	-
Percentage of shares (as a % of the total shareholding of promoter and promoter group)	-	-	-	-	-	-
Percentage of shares (as a % of the total share capital of the company)	-	-	-	-	-	-
b. Non-encumbered						
Number of shares	8,35,46,804	8,35,46,804	8,34,80,804	8,35,46,804	8,34,80,804	8,34,86,804
Percentage of shares (as a % of the total shareholding of promoter and promoter group)	100.00	100.00	100.00	100.00	100.00	100.00
Percentage of shares (as a % of the total share capital of the company)	62.83	62.83	62.78	62.83	62.78	62.79




v. sreedevi

Notes:

1. The above statement of unaudited consolidated financial results of XTGlobal Infotech Limited ("the company") which have been prepared in accordance with the Indian Accounting Standards ("Ind AS") prescribed under section 133 of the Companies Act, 2013, read with relevant rules issued thereunder, other accounting principles generally accepted in India and guidelines issued by the Securities Exchange Board of India ("SEBI") were reviewed and recommended by audit committee and thereafter approved by the meeting of the Board of Directors of the company held on February 08, 2024.
2. During the current quarter the company has issued Employee stock options (ESOP) and Restricted stock units (RSU) as a part of XTGlobal Infotech limited Employees Stock Benefit Scheme - 2020. The options/RSUs will be vested over a period of 4 years and with an exercise period of 4 years from the date of vesting at an exercise price of Rs. 20/- per option and Rs. 1/- per RSU.
The fair value of the options has been calculated using the Black Scholes model considering the factors like share price, exercise price, expected volatility, option life, expected dividend and the risk free interest rate. Expected volatility has been calculated based on the 1 year historical market price of the shares of the company.
The issuance of ESOPs and RSUs has resulted in increase in employee costs to the tune of 47.43 lakhs and a corresponding increase in the reserves of the company.
3. The Board of Directors at its meeting held on November 14, 2023, has declared an interim dividend of Rs. 0.05/- per equity share.
4. The results stated above are also available on stock exchange website "www.bseindia.com" and also on the website of the company at "www.xtglobal.com".

On behalf of the Board of Directors
XTGlobal Infotech Limited



Sreedevi
Sreedevi Vuppuluri
Whole-time Director
DIN: 02448540

Place: Hyderabad
Date: February 08, 2024